

How to Read the Schedule

Bold number Session number (Refer to catalog for description.) If A or B appears after a session number, the session is being repeated during the course period. The same material will be presented. Students are to register for one or the other (“A” or “B”) sessions.


Session Title Refer to catalog for session overview and objectives

Session Coordinator The name of the session coordinator is in parentheses.


Meeting Block Indicates the specific meeting out of the total number of times the session will meet (e.g., Meeting Block 1 of 3 means that the session will meet three times and the meeting is meeting #1)

Subgroup If subgroups are noted, the larger class is divided into smaller working groups. There can be as few as two subgroups or as many as 8 for a session. Students will be required to sign up for ONE of the subgroups. (e.g., Meeting Block 2 of 3, Subgroup 1 (MCEVOY) 3 students = this meeting time is the second meeting of three meetings required for this session. Only Subgroup 1 is to meet at this time. Subgroup 1 is limited to 3 students.)


Students The maximum number of students permitted to register for that session, group, or subgroup



Sessions coded with this color meet one time only (single/one meeting time)



Sessions coded in any of these colors have multiple meeting times. If you sign up for one of these sessions, you are expected to attend all meeting times. For example, when looking at the color-coded schedule, you must attend all “red” meeting blocks or all “orange” or all “pink”, etc.



CL 111 sessions coded with this color/pattern indicate subgroups. You are required to attend ONE (1) of the 7 subgroups meeting times IN ADDITION to the other CL111 meeting times.